

KTX

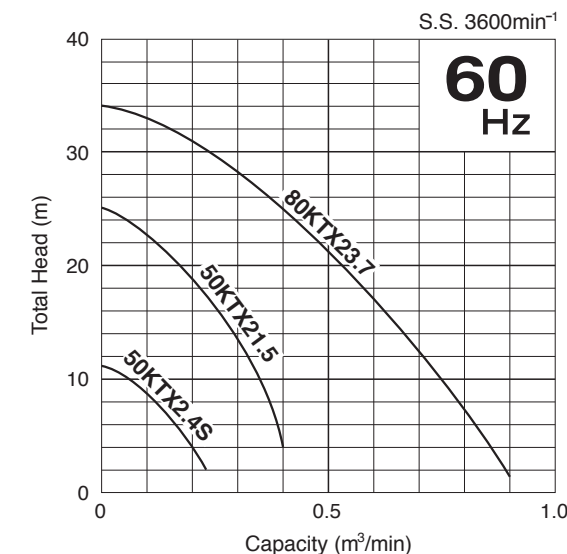
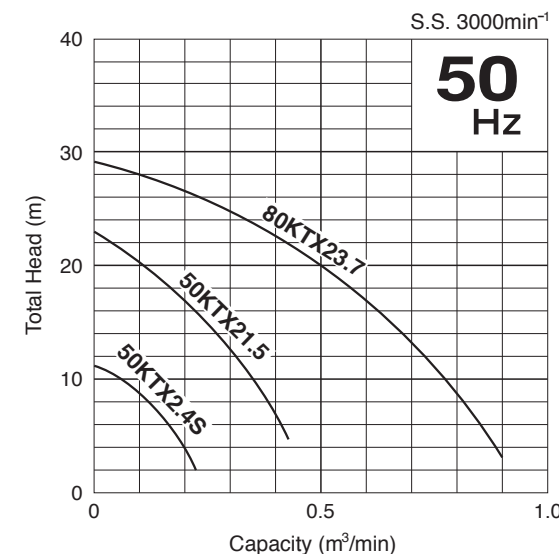
The KTX-series is an explosion-proof type of the general dewatering pumps, KTZ-series. The pump is available for operating in an area in which an explosive atmosphere occurs occasionally. It is designed to conform class 2 Group 4 that is equivalent to d II T4.



Applications

- Dewatering wastewater from industrial plant (e.g. petrochemical plant, etc)
- Pumping wastewater from collection sump where explosive atmosphere is likely to present

Performance Curves



Major Standard Specifications

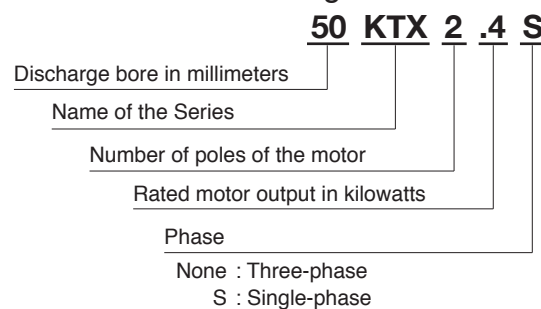
Discharge Bore		mm	50	80
Pumping Fluid	Type of Fluid	Ground Water, Rain Water and Effluent		
	Fluid Temperature	0 to 40°C		
Pump	Structure	Impeller	Semi-open Impeller	
		Shaft Seal	Double Mechanical Seal with Oil Lifter	
		Bearing	Double-shielded Ball Bearing	
	Materials	Impeller	Sintered Alloy (single-phase only) Chromium Iron Casting	
		Casing	Gray Iron casting	
		Suction Cover	Steel Sheet (single-phase only) Ductile Iron Casting	
Shaft Seal	SiC			
Motor	Type, Pole	Dry Type Submersible Induction Motor 2-pole		
	Class of Insulation	Class E (single-phase only) Class F		
	Phase	Single-phase (suffix "S") Three-phase		
	Starting Method	Capacitor Start (single-phase only) Direct on Line		
	Protection Device (built-in)	Circle Thermal Protector		
	Lubricant	Turbine Oil (ISO VG32)		
	Materials	Frame	Gray Iron Casting	
		Shaft	420 Stainless Steel	
Cable		Chloroprene Rubber		
Discharge Connection		Hose Coupling		

Standard Specifications

Discharge Bore mm	Model	Motor Output kW	Starting Method	Speed (S.S.) 50Hz/60Hz min ⁻¹	Impeller Passage 50Hz/60Hz mm	Dry Weight * kgs	Cabtyre Cable						
							No. of Cables	200 ~ 240 V		380 ~ 575 V		Length m	Material
								Cores × mm ²	Outer Dia. mm	Cores × mm ²	Outer Dia. mm		
50	50KTX2.4S	0.4	Capacitor	3000/3600	6	30	1	3 × 2.0 ^{110 ~ 120 V}	16.9	3 × 2.0 ^{220 ~ 240 V}	16.9	5	Chloroprene Rubber
50	50KTX21.5	1.5	D.O.L.	3000/3600	8.5	55	1	4 × 2.0	18.3	4 × 2.0	18.3	10	Chloroprene Rubber
80	80KTX23.7	3.7	D.O.L.	3000/3600	8.5	70	1	4 × 3.5	20.2	4 × 3.5	20.2	10	Chloroprene Rubber

* Weights excluding cable

Model Number Designation



Standard Accessories

- Hose Coupling